



Break

"Dear parents

With the second wave of fear also comes a second chance to be thankful for all the countless blessings that have been bestowed upon us.

If we have a family that loves, friends and relatives who give us happy calls, children who are happy, pets who jump, then we are blessed.

If we can exchange laughter with the twit-tops of birds, water with oxygen given by plants, smiles for the cool breeze given by nature and a thank you to God with every sunrise then we are blessed.

So, this summer break, let's count our blessings, celebrate the gift of good health and cherish the joys of family relations.

Let's pray that we may continue to remain healthy and safe as well may God give the entire world the strength to overcome the wave of fear and pain.

Also, as educators we understand that it definitely becomes a challenge for parents to channelise the positive energy of children in the right direction, keep them engaged so that their physical and mental fitness can also be taken care of, we have planned a few set of tasks that children can complete and have an enhance and positive growth during the summer break.

We also urge parents and children to set aside a few minutes from their daily routine so that the entire family can sit down together and pray for the world so that the world outside is as happy, safe and secure as the world inside our home.

Regards
Class Teacher

MAKE EVERYDAY SIGNIFICANT

- Engage in meaningful conversations everyday
- Read a range of story books
- Play games with your siblings
- Learn to be responsible and develop personal skills
- Keep things in their proper place so as to keep your room clean
- Water your plants. Plant a sapling and nurture it
- Dust and clean your house / room
- Look after your younger brother and sister
- Set the dining table for your family
- Feed the pet if you have one
- Give respect to the elders and love to the younger ones
- Four magic words that are the basics of good manners - Please, Thankyou, Excuse me, and Sorry. Make these four words a habit to see the difference. Wish and welcome the guests.
- Develop Personal Hygiene
- Exercise and eat healthy food.
- Keep a bowl of water on the balcony to help the birds quench their thirst.
- Fill the water bottles everyday
- Drink plenty of water and have fruits and salads daily.

MY LIST OF ENGAGUNG ACTIVITIES DURING THE SUMMER BREAK

STAY SAFE, STAY AT HOME, GET CREATIVE!

You'll need the following ingredients:

- $\frac{2}{3}$ cup 99 percent isopropyl alcohol (rubbing alcohol)
- $\frac{1}{3}$ cup aloe vera gel
- Essential oil (optional)
- Airtight container



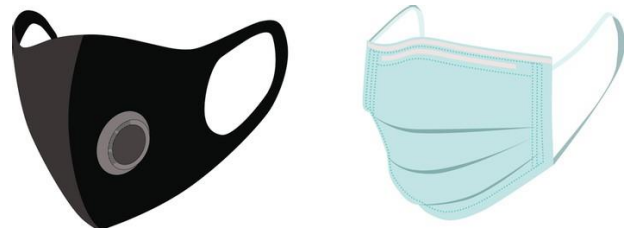
Hand sanitizer should be rubbed all over the surface of your hands and fingers, ensuring that there is full coverage. Keep rubbing until your hands feel dry. To make the sanitizer, start by mixing the rubbing alcohol and aloe vera gel. The ingredients should be stirred until smooth, then you can add drops of essential oil, if you'd like to add scent. Transfer the mixture into an airtight container; you might want to use a funnel to avoid making a mess.

https://www.youtube.com/watch?v=edkqL7adO_Y

WEAR A MASK AND STAY SAFE

You'll need:

- Bandana/ a piece of fabric
- Two rubber bands



Anyone can make a no-sew face mask very quickly and easily.

Face masks help limit the spread of germs. When someone talks, coughs, or sneezes they may release tiny drops into the air that can infect others. If someone is ill a face mask can reduce the number of germs that the wearer releases and can protect other people from becoming sick

WRITING A DAILY JOURNAL (Grade 3 - 8)

Get engaged in writing a daily journal. It helps to improve your writing. This is an effective way to increase writing and communication skills. Journaling involves writing about our experiences, feelings, thoughts, stress levels, etc. This way it can help every individual to improve their self-reflection. Maintain a nice dairy and cover it with a pastel colour sheet and just try penning down your thoughts, for if you are lucky, you may discover your best friend hidden in the pages of a diary.



Make a pet rock (Grade 1 and 2)

While checking the places around you can choose a rock, not too big or small. Wash it and let it dry, you can turn this rock into a pet by decorating with glitter, paint, googly eyes, foam, etc. Covert the rock to a character you like the most in an innovative and attractive way



REDISCOVER OLD TOYS (GRADE 1 - 3)

Most of our old toys have been missing or lost somewhere around the house. It may be hidden in some corners or so. Use this summertime to rediscover those toys. If you have outgrown those toys, it can be shared with your neighbors or friends. It is always interesting to find out lost things.



PLAY WITH SCIENCE (GRADE 3 - 8)

There are many science activities to experiment during summer vacations. For example mix baking soda and vinegar, compare rocks, etc. There are lot of interesting science activities you can do. Google to get the list of activities and make this summer season an experimental one.



Here are some links shared to make to work easy. Check and try them out. Don't forget to maintain the record in your project file which you are going to share with your teachers and class mates after the vacations.

<https://www.youtube.com/watch?v=t957N-yhCoI>

https://www.youtube.com/watch?v=fYniUL4I_BA

<https://www.youtube.com/watch?v=4MHn9Q5NtdY>

MY BOOKMARK (GRADE 1 AND 2)

Make an attractive book mark. One that you can are going to use for yourself. Write an inspiring quotation proverb or a saying on it. Feel free to indulge your parents in the activity.



ENHANCING MY SKILLS

English

Kindly maintain a reading log at home for the books read during the break, so that they can share the same with their peers in school.

- www.starfall.com
- www.Loving2read.com
- <http://kindersay.com/>
- <http://www.kidsworldfun.com/shortstories.php>
- <http://www.excellup.com/kidsImage/panchtantra/monkeywedgehindi.aspx>
- <http://www.turtlediary.com/english-games.html>
- <http://www.boowakwala.com/alphabet/online-alphabet-game.html>

Mathematics

Please note the following sites, which have some wonderful games to enhance Mathematical skills.

- <http://www.education.com/games/math/kindergarten/>
- www.ixl.com/math/kindergarten
- <http://www.sheppardsoftware.com/math.htm>
- http://www.abcya.com/kindergarten_computers.htm
- <http://www.turtlediary.com/kindergarten-games/math-games.html>
- <http://www.ictgames.com/dinoplacevalue.html>
- <http://www.topmarks.co.uk/maths-games/3-5-years/counting>

- <http://www.softschools.com/math/games/>
- <http://www.k-5mathteachingresources.com/K-2-IWB-Resources.html>
- <http://www.funbrain.com/FBSearch.php?Grade=K>
- <http://pbskids.org/games/math/>
- <http://www.cookie.com/kids/games/preschool-mathgames.html>

SCIENCE:

Science is fun to teach and learn. There are so many cool experiments, games and activities which you can try with the help of following sites:

- https://www.youtube.com/watch?v=h1P-q_AoJY
- <https://www.youtube.com/watch?v=GoXxmzKdick>
- <https://www.youtube.com/watch?v=25teS68-vGY>
- <https://www.legendsoflearning.com/teachers/>
- <https://funlearningforkids.com/science-activities-kids/>
- <https://wabisabilearning.com/blogs/inquiry/inquiry-based-learning-science-activities>
- <https://littlebinsforlittlehands.com/30-preschool-science-experiments-for-the-young-scientist/>

Father's Day:

A father is a role model, guide, superhero, friend, and protector who stands by their children at all moments. They are the one who teaches us the right value of life and picks us up when we fall and give us the strength to fight again. A father's sacrifice for us can never be expressed in words.

Hence, to acknowledge this precious and unconditional bond, every year Father's Day is celebrated. It is celebrated on the third Sunday of June and this year it falls **on June 20, 2021**.



You can decorate your father's room, bake a cake for him, cook their favourite meals, and make him feel special like he is the best dad in the world. Show some love, have a heart-to-heart conversation, and thank him for all the sacrifices he has made for you.

Dear learners, here are some important points that you should take care of yourself before you explore and unlock the excitement of the summer vacation.

- ❖ Don't be out of the house in the afternoon sun.
- ❖ Don't eat junk food.
- ❖ Don't watch too much tv.
- ❖ Don't waste time being lazy.
- ❖ Don't dirty your place of living.

Margaret Mead, a well-known Anthropologist, said "Children must be taught how to think, not what to think". We believe in this powerful thought and we aim to equip each generation with very strong exploratory thinking minds and your young ones are a testament to our ongoing educational journey with them!

We wish parents and students a fun filled and meaningful vacation! May God shower his abundant blessings upon you and your family!

PFA - Summer Break Holiday Fun!



Regards

Class Teacher



SUMMER HOLIDAYS HOMEWORK

Session– 2021 – 2022

Grade II

Instructions:



- Date of Submission: 10-06-2021



Mode of Submission :

- Click and upload the scanned pictures of the project work/PPTs in Google classroom in the folder ‘Holiday Homework 2021-22’.
- Students are supposed to submit the hard copies of the Holiday Homework when the school reopens.
- Please note: *You can take printouts or cut pictures from any newspaper, old magazine, old pamphlet etc. wherever possible.*
- **Walk N Watch:** The students have to make the video for Walk n Watch in proper school uniform. The allotment of subjects have been mentioned in the document attached in Google classroom under the heading ‘Walk N Watch 2021-22’.

ENGLISH

	Topic	Learning Outcomes
Project Work	<p><i>“THE GREATEST LEGACY WE CAN LEAVE FOR OUR CHILDREN IS HAPPY MEMORIES.”</i></p> <p>“My Family” Scrapbook</p> <p>Holidays give us time to relax and rejoice. Create a scrapbook showing the fun you had in summer vacations doing various tasks with your family. Paste the pictures (if possible) of the activities and write about them in minimum 50 words.</p> 	Learners will be able to exercise their creativity and will display their memories in a scrapbook.

	<p>(To be done on A4 size sheet or in the English notebook.)</p> <p><i>"The Family is the center of life and it is the key to eternal happiness".</i></p> <p>Video link: https://youtu.be/H6NHCLzkavk</p> 	
<p><u>Practice Work</u></p>	<p><i>"Reading should not be presented to children as a chore, a duty. It should be offered as a gift."</i></p> <p>Let's Read & Learn: Create a beautiful world of values and ethics by cultivating a good habit of reading moral stories.</p> <p>Panchatantra & Jataka Tales: Read any 2 stories and write any 5 difficult words from the stories in your English notebook. Discuss the values with your parents which you have learnt from these stories.</p>  <p>Do the work on an A4 size ruled sheet or English notebook.</p>	<p>Learners will learn moral values with new words. Life skills will be enhanced by reading moral stories. The learners will be able to understand the concept of a story and its characters. The students will be able to discuss the story in a few sentences which will enhance their speaking.</p>



<u>Creative Writing Skills</u>	<p>MY WORD BOOK: Prepare a word book where you will write two new words every day and find out their meanings from a dictionary. Make 2 sentences from the following words. Use the learnt words in your daily conversation and revise the same. (Parents can refer to any storybook or internet for new words.)</p> <ul style="list-style-type: none"> You can take any old or new notebook and cover it beautifully. Give an appropriate title to your journal and decorate it with colorful pictures as shown below. Learn to find out the meanings of words from a dictionary with the help of your parents. 	  <p>Finding new words and using them in simple sentences will enhance their writing skills. Learners will learn how to use a dictionary.</p>


Date of Submission: 10-06-2021

Mode of Submission :

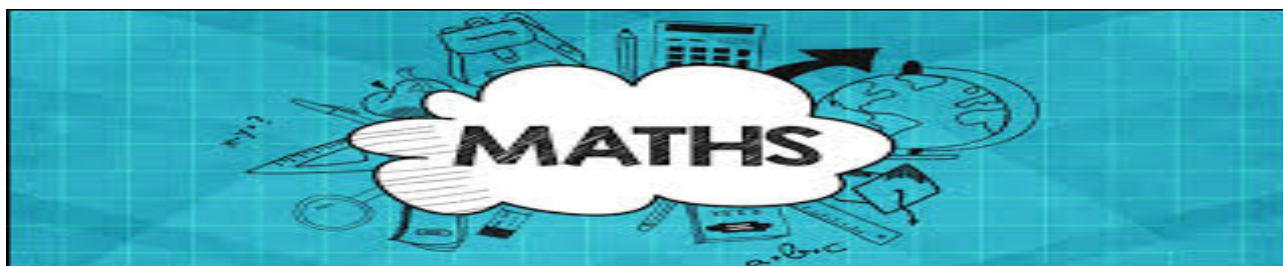
- Do all practice and creative work in the English notebook.
- Click and post the scanned pictures of the project work in Google classroom under the heading “ English Holiday Homework-2021”.
- METHOD OF UPLOADING A PDF FILE TO GOOGLE CLASSROOM:**
Kindly refer to the link provided: <https://youtu.be/XRBWBfYxReo>
- Students are supposed to submit the hard copies of all the work done during the holidays when the school will reopen.
- Revise and practice the work done during online classes.






	विषय	शिक्षण संप्राप्तियाँ
अभ्यास कार्य	<ul style="list-style-type: none"> हिंदी मधुप पुस्तक- पाठ - 1, सवेरा 'पाठ - 2 "नीलम परी" के प्रश्न / उत्तर याद कीजिए। मधुबन सुलेख पुस्तिका के 1 से 10 पाठ को सुंदर अक्षरों में पूर्ण करें। अकबर बीरबल की किन्हीं तीन कहानियों को पढ़कर उसमें आए कठिन शब्दों को अर्थसहित कॉपी में लिखिए।  <ul style="list-style-type: none"> https://www.youtube.com/watch?v=2VWcnI7WIs4 	<ul style="list-style-type: none"> लिखावट में सुधार होगा तथा शब्दावली में वृद्धि होगी।
परियोजना कार्य	<ul style="list-style-type: none"> स्वर के मात्रा रूप को 'मात्राओं की घड़ी' मॉडल के रूप में बनाएँ और प्रत्येक मात्रा से दस शब्द बनाकर A- 4 शीट या लेखन पुस्तिका में करें।  <p>मॉडल हेतु सामग्री:</p> <ul style="list-style-type: none"> गत्ता रंगीन कागज़ 	<ul style="list-style-type: none"> मात्राओं का ज्ञान और उससे शब्द निर्माण का ज्ञान।

	<ul style="list-style-type: none"> लिखने के लिए मार्कर (सुविधा अनुसार) आइसक्रीम स्टिक , फेविकोल A-4 शीट https://www.youtube.com/watch?v=z7mpCGDX-AQ (Link for Reference) 	
रचनात्मक कार्य	<ul style="list-style-type: none"> अपने परिवार की फोटो चिपकाकर उनके बारे में A4 शीट पर में लिखिए। <p>सामग्री:</p> <ul style="list-style-type: none"> A-4 शीट फेविकोल , लिखने के लिए स्केच पेन फोटो 	<ul style="list-style-type: none"> लेखन कार्य में कुशलता प्राप्त होगी।
अनुसंधान कार्य [Research Work]	<ul style="list-style-type: none"> गूगल की सहायता से भारत में पाए जाने वाले किन्हीं पाँच तरह के फूलों के बारे में जानकारी प्राप्त कीजिए। उनका चित्र चिपकाकर/ बनाकर उनके बारे में A-4 शीट / लेखन पुस्तिका में लिखिए। <ol style="list-style-type: none"> फूल का नाम फूल का रंग फूल के उपयोग 	<ul style="list-style-type: none"> फूलों के बारे में जानकारी प्राप्त करेंगे।
सामान्य निर्देश	<p>सभी कार्य को 15 -6-2021 तक पूर्ण करना है।</p> <ul style="list-style-type: none"> सभी अभ्यास कार्य को अपनी लेखन पुस्तिका में ही करना है। 'मात्राओं की घड़ी' के मॉडल को बनाकर एक मेज़ पर रखे, विद्यालय की यूनिफार्म पहनकर इसके बारे में बताते हुए एक वीडियो तैयार करके Google classroom app में Hindi "Walk and Watch" Folder में अपलोड कीजिए। 	

- A- 4 शीट/पुस्तिका के कार्य की फोटो खींच कर PDF बना कर Google classroom app में अपलोड करना है।
- सभी कार्य को सुंदर अक्षरों में लिखें तथा मॉडल आदि को सुंदर बनाएँ।



	Topic	Learning Outcomes
<u>Learn and Recall</u>	<ul style="list-style-type: none"> • Learn tables from 2 to 10 and make your own table booklet. • Make a small portable 'Table Booklet' and each day write one table in the table booklet. • To make a table booklet use unused pages from old notebooks and staple them together. • Use a pen/sketch pen to write the tables. • Also, practice tables by writing them 2 times in the practice notebook. 	Students will be able to explain and demonstrate the principles of multiplication.
<u>Practice Work</u>	<ul style="list-style-type: none"> • Practice worksheets: Numbers upto 200 If possible take the printout of the worksheets given and complete it, if not, do it in the Maths notebook. 	Students will recapitulate 'Numbers up to 200'.

	(Worksheet is uploaded in the classroom).	
<u>Project Work</u>	<p>Prepare any <u>one</u> project from the topics given below:</p> <p>a) Abacus- Use paper cups, straw, newspapers, A4 size sheet, and cardboard to make an abacus. (Refer to the link below) https://www.youtube.com/watch?v=Am7lFE1bnjE</p> <p style="text-align: center;">OR</p> <p>b) Clock- Use any thick chart paper or any thick sheet/ cardboard, an old calendar to make a clock. (Refer to the link below) https://www.youtube.com/watch?v=-rLW0395oUY</p>	Students will use their mathematical skills to complete the given project.
<u>Creative Work</u>	<ul style="list-style-type: none"> Take an A3 sheet to draw scenery using various shapes and color it beautifully. You can use the scenery given below for reference. <div style="text-align: center;">   </div>	Students will use their imagination, creativity, mathematical skills to comprehend their knowledge about different shapes.
<u>Research Work</u>	<ul style="list-style-type: none"> Browse information of famous Indian mathematician ‘Aryabhata’ and write his works in about 60 words. 	Students will be getting an opportunity to widen their horizons

	<p>Refer to the link below. https://www.toppr.com/guides/essays/essay-on-aryabhata/</p> <p>Note: Do research work in the maths classwork notebook.</p>	in the research work.
--	--	-----------------------

Date of Submission: 15.06.21

Mode of Submission :

- Do all practice and creative work in the Maths notebook /A3 sheets.
- Click and post the scanned pictures of the project work (Abacus, Clock) in google classroom under the heading “ Maths Holiday Homework-2021”.
- **METHOD OF UPLOADING A PDF FILE TO GOOGLE CLASSROOM:**
 Kindly refer to the link provided:
<https://youtu.be/XRBWBfYxReo>
- Record a detailed video explaining any one of the projects in school uniform and upload it in google classroom under the heading “ Maths: Walk N Watch”
- Students are supposed to submit the hard copies of all the work done during the holiday when the school will reopen.
- Revise and practice the work done during online classes.



	Topic	Learning Outcomes									
<u>Practice Work</u>	Revise the Q/Ans of the following chapters: <ul style="list-style-type: none"> Chapter-1 Our Wonderful Body Chapter-2 Keeping Healthy and Fit 	Learners will recapitulate the concepts.									
<u>Project Work</u>	<p>Prepare any <u>one</u> project from the topics given below:</p> <p>1) Different fruits are available in different seasons .so let's enjoy all the seasonal fruits available in the market during this summer break, like watermelon, mango, etc and learn something interesting about these seeds .Pen down your observations in the observation table given below. Don't throw the seeds, we will do something creative with these seeds after this activity!</p> <table border="1"> <thead> <tr> <th>Name of the fruit</th><th>Number of seeds</th><th>Description of seed(size,color,shape , thickness)</th></tr> </thead> <tbody> <tr> <td></td><td></td><td></td></tr> <tr> <td></td><td></td><td></td></tr> </tbody> </table> <p>Draw an observation table like this and upload the scanned image in the classroom app.</p> <p style="text-align: center;">OR</p> <p>2) Your body is a brilliant machine with many important parts. It is more than what you see when you look in the mirror- there are different parts that have different jobs, but each part works together so that you can sleep, eat, sit in class and play with your friends. Your body is a pretty amazing thing!</p> <p>a) Find out 10 amazing facts of the human body and decorate it with pictures.</p> <p>b) Draw the body parts given in your textbook and pen down two functions of each body part.</p> <ul style="list-style-type: none"> Colors, sketch pens Coloured tape Pictures of body parts Glue <p>Note:</p> <ul style="list-style-type: none"> Click your pictures and upload in the google classroom 	Name of the fruit	Number of seeds	Description of seed(size,color,shape , thickness)							Learners will be able to understand the importance of healthy food.
Name of the fruit	Number of seeds	Description of seed(size,color,shape , thickness)									

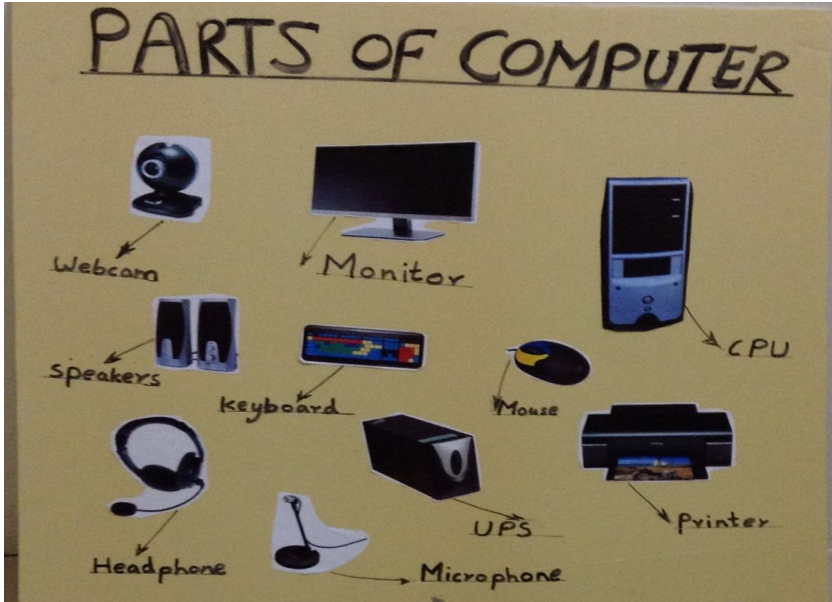
	under the heading ‘EVS Holiday Homework’.	
Research Work	<p>Students will research the human body and explore more about the bones and joints present in the body. Answer the following questions in the notebook based on the research work:</p> <ol style="list-style-type: none"> 1) What is the total number of bones present in a child and an adult body? 2) Find the smallest and the largest bone in the human body. 3) List the body parts where joints are found. <p>Note:</p> <ul style="list-style-type: none"> • The work must be completed in the EVS notebook. • Make proper format before writing the activity. • Paste or draw relevant pictures of the bone and joints on the plane side of your notebook. • Use sharp pencils for writing the answers. 	Students will be getting an opportunity to widen their horizons by doing the research work.


Date of Submission: 15.06.2021

Mode of Submission :

- Do the research work in the EVS fair notebook.
- Click and post the scanned pictures of the project work (My healthy plate, Model of human body) in google classroom under the heading “ EVS Holiday Homework-2021”.
- **METHOD OF UPLOADING A PDF FILE TO GOOGLE CLASSROOM:**
Kindly refer to the link provided:
<https://youtu.be/XRBWBfYxReo>
- Record a detailed video explaining any one of the projects in school uniform and upload it in google classroom under the heading “ EVS: Walk N Watch”
- Students are supposed to submit the hard copies of all the work done during the holiday when the school will reopen.
- Revise and practice the work done during online classes.



	Topic	Learning Outcomes
<u>Practice Work</u>	<ul style="list-style-type: none"> • Open MS WORD by clicking on the Start> Microsoft Office> MS Word. • In MS WORD, students will practice typing the following points: <ul style="list-style-type: none"> • My name is _____. • I am _____ years old. • I study in _____ school. • My mother's name is _____. • My father's name is _____. • I love to eat _____. • I like to play _____. • _____ is my best friend. • _____ is my favourite colour. 	<ul style="list-style-type: none"> • Students will enhance their typing speed.
<u>Project Work</u>	<ul style="list-style-type: none"> • Prepare a Model OR chart to display the different parts of a Computer. <p>Material Required:</p> <ul style="list-style-type: none"> • Coloured Chart Paper/ Cardboard • Glue Stick • Sketch Pen/ Crayons • Scissors • You can refer to the following images for help. 	<ul style="list-style-type: none"> • Student will understand and identify the usage of different parts of the computer



Creative Work

- Draw any one simple picture of A House, A Cat, A Boat or of your choice in MS Paint. Refer to the link given below:



Video link : <https://youtu.be/ITaneMRXJ-o>

- Students will explore different MS Paint tools by making a picture using MS paint.

Research Work

Explore and learn the use of following keys of a keyboard

1. Enter key
2. Spacebar key



- Students will be able to understand the importance of special keys.

Date of Submission: 15.06.21

Mode of Submission :

- Do all practice and creative work in the MS-Word and MS Paint respectively.
- Click and post the scanned pictures of the project work (Parts of Computer) in google classroom under the heading “ICT Holiday Homework-2021”.
- **METHOD OF UPLOADING A PDF FILE TO GOOGLE CLASSROOM:**

Kindly refer to the link provided:

<https://youtu.be/XRBWBfYxReo>

- Record a detailed video explaining any one of the projects in school uniform and upload it in google classroom under the heading “ ICT: Walk N Watch”
- Students are supposed to submit the hard copies of all the work done during the holiday when the school will reopen.
- Revise and practice the work done during online classes.



Creative Craft Work	1. Paper Mushroom Craft Topic: Paper Mushroom Craft Materials Required: 1. Coloured pastel Sheets (Green, Red White,) 2. Glue	<ul style="list-style-type: none">• Students will enhance their creativity skills.
----------------------------	---	--

3. Scissors

4. Transparent tape

Refer to the

Reference

Link: <https://youtu.be/Q9j142f53OQ>

2. Cute Box With Cardboard

Materials Required:

1. Cardboard Box

2. Sketch Pens

3. Glue/ Hot Glue Gun

4. Scissors

5. Papers

Reference Link: https://youtu.be/MCu1_ZaPw4k

